

**Paper Reference 1MU0/03**  
**Pearson Edexcel**  
**Level 1/Level 2 GCSE (9–1)**

**Music**  
**Component 3: Appraising**

Total Marks

**Monday 17 June 2024 – Afternoon**

**Time: 1 hour 45 minutes**

**In the boxes below, write your name, centre number and candidate number.**

<b>Surname</b>					
<b>Other names</b>					
<b>Centre Number</b>					
<b>Candidate Number</b>					

**YOU MUST HAVE**

**Source Booklet (enclosed)**

**YOU WILL BE GIVEN**

**Nil**

**INSTRUCTIONS**

**Answer ALL questions.**

**Answer the questions in the spaces provided or in the source booklet provided – there may be more space than you need.**

## **INFORMATION**

**The total mark for this paper is 80.**

**Section A has 68 marks and Section B has 12 marks.**

**The marks for EACH question are shown in brackets  
– use this as a guide as to how much time to spend on  
each question.**

**There are two audio files for the paper, one for Section A  
and one for Section B.**

## **ADVICE**


**Read each question carefully before you start to  
answer it.**


**Try to answer every question.**


**Check your answers if you have time at the end.**

## SECTION A

**Answer ALL questions. Write your answers in the spaces provided.**

**Some questions must be answered with a cross in a box .**

**If you change your mind about an answer, put a line through the box .**

**and then mark your new answer with a cross .**

**J Williams: Main title/rebel blockade runner  
(from the soundtrack to Star Wars Episode IV:  
A New Hope)**

1. Listen to the following extract which will be played  
**THREE** times.

- (a) Name the instrument which plays the melody  
at the **START** of the extract. (1 mark)

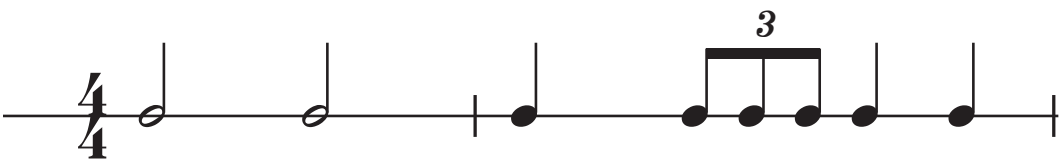
---

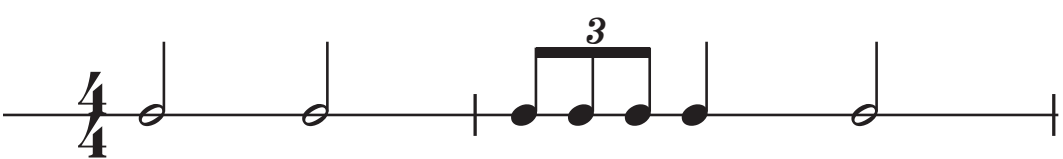
---

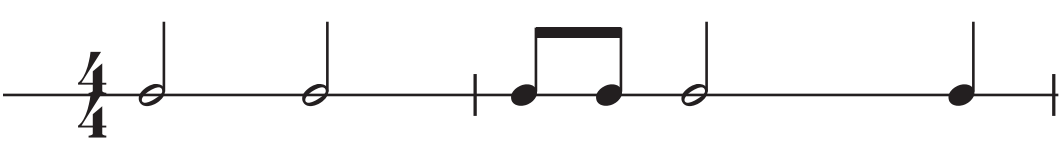
(continued on the next page)

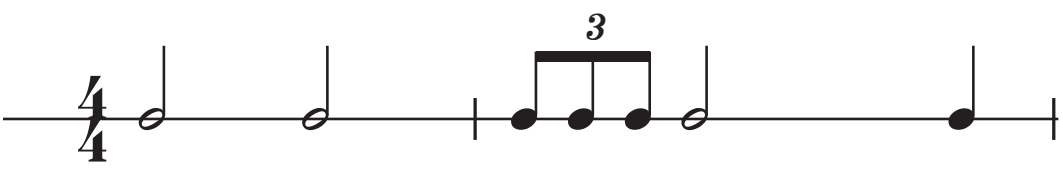
## QUESTION 1 continued.

- (b) Identify the rhythm of the melody heard at the **START** of the extract. Put a cross in the correct box ☒. (1 mark)

A ☐ 

B ☐ 

C ☐ 

D ☐ 

(continued on the next page)

**QUESTION 1 continued.**

- (c) Name the playing technique heard in the violins at the **START** of the extract. (1 mark)

---

---

- (d) Explain how the composer uses harmony and texture to create a dramatic atmosphere at the **START** of the extract. (2 marks)

**Answer space continues on next page.**

harmony \_\_\_\_\_

---

---

---

---

**QUESTION 1 (d) continued.**

texture \_\_\_\_\_

\_\_\_\_\_

\_\_\_\_\_

\_\_\_\_\_

- (e) Name ONE percussion instrument heard  
when the strings play the melody. (1 mark)**

\_\_\_\_\_

\_\_\_\_\_

**(continued on the next page)**



**QUESTION 1 continued.**

- (f) Identify the tonality of this extract. Put a cross in the correct box ☒. (1 mark)

A ☐ atonal

B ☐ major

C ☐ starts minor and ends major

D ☐ starts major and ends minor

**(Total for Question 1 = 7 marks)**

---

## H Purcell: Music for a While

2. Listen to the following extract which will be played **THREE** times.

(a) Identify **THREE** features of the harmony at the **START** of the extract that are characteristic of Baroque music. (3 marks)

1 \_\_\_\_\_

\_\_\_\_\_

2 \_\_\_\_\_

\_\_\_\_\_

3 \_\_\_\_\_

\_\_\_\_\_

(continued on the next page)

**QUESTION 2 continued.**

- (b) Complete the following table by putting a cross  in the correct box to show whether each statement is true or false.

(1 mark)

STATEMENT	TRUE	FALSE
The extract modulates	<input type="checkbox"/>	<input type="checkbox"/>
The extract is in a simple time signature	<input type="checkbox"/>	<input type="checkbox"/>
The extract contains triplets	<input type="checkbox"/>	<input type="checkbox"/>

(continued on the next page)

Turn over

**QUESTION 2 continued.**

**(c) Describe TWO features of the vocal melody that create a feeling of grief. (2 marks)**

**1** \_\_\_\_\_

\_\_\_\_\_

**2** \_\_\_\_\_

\_\_\_\_\_

**Total for Question 2 = 8 marks)**

\_\_\_\_\_

## **J S Bach: 3rd Movement from Brandenburg Concerto No.5 in D major**

- 3. Listen to the following extract which will be played  
THREE times.**

**(a) Name the FIRST instrument heard in this  
extract. (1 mark)**

---

---

**(continued on the next page)**

## QUESTION 3 continued.

- (b) Identify the melody heard at the **START** of the extract. Put a cross **X** in the correct box.

(1 mark)

A ☐ 

B ☐ 

C ☐ 

D ☐ 

(continued on the next page)

Turn over

**QUESTION 3 continued.**

**(c) Identify THREE features of the texture at the START of the extract. (3 marks)**

**1** \_\_\_\_\_

\_\_\_\_\_

**2** \_\_\_\_\_

\_\_\_\_\_

**3** \_\_\_\_\_

\_\_\_\_\_

**(continued on the next page)**

**QUESTION 3 continued.**

- (d) Describe the music played by the harpsichord at the END of the extract. (2 marks)**

---

---

---

---

- (e) Identify ONE melodic device heard at the END of the extract. (1 mark)**

---

---

**(Total for Question 3 = 8 marks)**

---



**Afro Celt Sound System: Release**  
**(from the album 'Volume 2: Release')**

4. Listen to the following extract which will be played **THREE** times.

(a) Identify the metre of this extract. Put a cross



in the correct box. (1 mark)

A ☐ 3/4

B ☐ 4/4

C ☐ 9/8

D ☐ 12/8

(continued on the next page)

**QUESTION 4 continued.**

**(b) Describe THREE features of the vocal melody at the START of the extract. (3 marks)**

**1** \_\_\_\_\_

\_\_\_\_\_

**2** \_\_\_\_\_

\_\_\_\_\_

**3** \_\_\_\_\_

\_\_\_\_\_

**(continued on the next page)**

**QUESTION 4 continued.**

- (c) Identify the string instrument associated with folk music which accompanies the voice at the **START** of the extract. (1 mark)

---

---

- (d) Describe **TWO** features of the rhythm which create a sense of excitement in the instrumental section. (2 marks)

1 

---

---

2 

---

---

(continued on the next page)

**QUESTION 4 continued.**

- (e) Describe TWO features of the texture that are characteristic of electronic dance music (EDM). (2 marks)**

**1** \_\_\_\_\_

\_\_\_\_\_

**2** \_\_\_\_\_

\_\_\_\_\_

**(Total for Question 4 = 9 marks)**

\_\_\_\_\_

## **Esperanza Spalding: Samba Em Preludio (from the album 'Esperanza')**

**5. Listen to the following extract which will be played  
THREE times.**

- (a) Describe the melody played by the acoustic  
bass guitar at the START of the extract.  
(3 marks)**

---

---

---

---

---

**(continued on the next page)**

**QUESTION 5 continued.**

- (b) Name ONE playing technique used by the acoustic bass guitar in this extract. (1 mark)**

---

---

- (c) Describe the texture in this extract. (2 marks)**

---

---

---

---

**(continued on the next page)**

**QUESTION 5 continued.**

- (d) This is a sorrowful love song. Explain how Esperanza Spalding uses harmony, tempo and rhythm to capture this mood in this extract. (3 marks)

**Answer space continues on next page.**

harmony \_\_\_\_\_

\_\_\_\_\_

\_\_\_\_\_

\_\_\_\_\_

tempo \_\_\_\_\_

\_\_\_\_\_

\_\_\_\_\_

\_\_\_\_\_

**QUESTION 5 (d) continued.**

rhythm \_\_\_\_\_

\_\_\_\_\_

\_\_\_\_\_

\_\_\_\_\_

**(Total for Question 5 = 9 marks)**

\_\_\_\_\_



**S Schwartz: Defying Gravity (from the album of the cast recording of Wicked)**

6. You will hear two extracts, A and B. You will hear each of them **three times** in the following order: **AB, AB, AB.**

- (a) Name **ONE** woodwind instrument heard when Glinda sings '**still be with the wizard**'.  
(1 mark)

---

---

(continued on the next page)

**QUESTION 6 continued.**

- (b) Name the harmonic device heard when Glinda sings '**still be with the wizard, What you've worked and waited for**'. (1 mark)

---

---

- (c) In extract A Glinda sings '**You can have all you ever wanted**'. Identify the melodic interval between the syllables 'ev' and 'er'. (1 mark)

---

---

(continued on the next page)

**QUESTION 6 continued.**

- (d) Describe the dynamics at the START of extract B. (1 mark)**

---

---

- (e) Explain how the composer uses harmony at the END of extract B to create a thrilling atmosphere. (2 marks)**

---

---

---

---

**(continued on the next page)**

**QUESTION 6 continued.**

- (f) Identify **THREE** differences between the use of voices in extract A and extract B. (3 marks)

<b>Difference 1</b>	
<b>Difference 2</b>	
<b>Difference 3</b>	

**(Total for Question 6 = 9 marks)**

---

**MUSICAL DICTATION**

- 7. Listen to the following melody which will be played FOUR times.**

**Before the melody you will hear the tonic chord followed by the pulse.**

**Complete the score in the Source Booklet by writing in the missing:**

**(a) rhythm (5 marks)**

**(b) melody (5 marks)**

**You may use the manuscript on pages 5–7 of the Source Booklet for rough work. However you must write your final answer on the stave on pages 3–4 of the Source Booklet.**

**(Total for Question 7 = 10 marks)**

---

**UNFAMILIAR LISTENING**

8. Listen to the following extract which will be played **FIVE** times.

**A skeleton score is provided in the Source Booklet.**

- (a) Identify the key of this movement. (1 mark)

---

---

(continued on the next page)

**QUESTION 8 continued.**

- (b) Describe TWO features of the texture of the opening eight bars. (2 marks)**

**1**

---

---

**2**

---

---

- (c) The opening eight bars are repeated. Identify ONE way in which the repeat is different. (1 mark)**

---

---

**(continued on the next page)**

**QUESTION 8 continued.**

(d) Identify the melody in bar 14.

Put a cross ☒ in the correct box. (1 mark)

A ☐



B ☐



C ☐



D ☐



(continued on the next page)



**QUESTION 8 continued.**

- (e) Identify the key and cadence at bar 15, beat 3 to bar 16, beat 3. (2 marks)

<b>Key</b>	
<b>Cadence</b>	

- (f) Name the form of this movement. (1 mark)

---



---

(Total for Question 8 = 8 marks)

**TOTAL FOR SECTION A = 68 MARKS**

## **SECTION B**

**Write your answer in the space provided.**

**You will hear extracts from Area of Study 2: Vocal Music; one familiar and one unfamiliar. In order to answer the question you should refer to the Source Booklet.**

**The familiar extract, Extract A: Queen: Killer Queen  
(from the album 'Sheer Heart Attack')**

**The unfamiliar extract, Extract B: The Crickets: That'll Be The Day**

**You will hear both extracts three times in the following order: familiar unfamiliar, familiar unfamiliar, familiar unfamiliar.**

**(continued on the next page)**

**SECTION B continued.**

9. **That'll Be The Day** is a rock and roll love song recorded in the 1950s. **Killer Queen** is a flamboyant glam rock song recorded in the 1970s.

**Evaluate how effectively the bands use PERFORMING FORCES, RHYTHM and STRUCTURE to evoke different emotions in these rock songs.**

**The skeleton scores are provided in the Source Booklet.**

**You should use your knowledge of musical elements, context and language in your response.  
(12 marks)**

**Answer space continues on the next 6 pages.**

---

---

**QUESTION 9 continued.**

[illegible]

**Turn over**

**QUESTION 9 continued.**

[illegible]

**Turn over**

**QUESTION 9 continued.**

[illegible]

**Turn over**

**QUESTION 9 continued.**

This image shows a blank sheet of white paper with horizontal ruling lines. The lines are evenly spaced and run across the width of the page. There are no margins or other markings visible.

**Turn over**

**QUESTION 9 continued.**

[illegible]

**Turn over**



**QUESTION 9 continued.**

[illegible]

**(Total for Question 9 = 12 marks)**

**TOTAL FOR SECTION B = 12 MARKS**

**TOTAL FOR PAPER = 80 MARKS**

**END OF PAPER**